
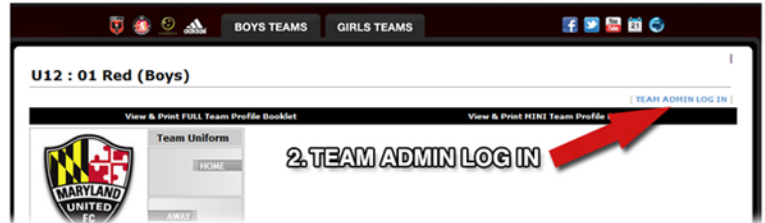


Generating a Manager PIN#

1. Select your team either from the Drop-Down or left sidebar menus.



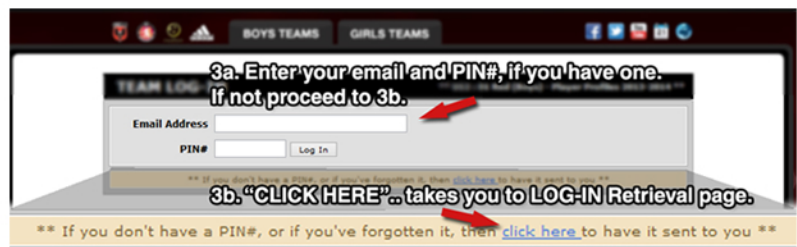
2. Click the TEAM ADMIN LOG IN link (see pic)



3a. Enter your email and PIN#.

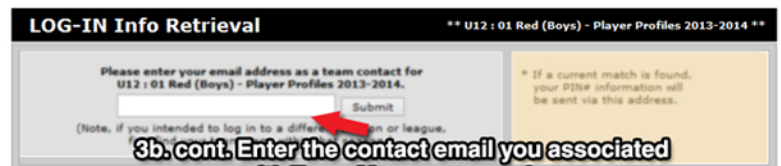
Note: It MUST be the same email you use as the team contact or manager. If you are able to log-in proceed to step 4.

If you do not have a PIN#, you must have the system generate one for you so proceed to step 3b (see pic).

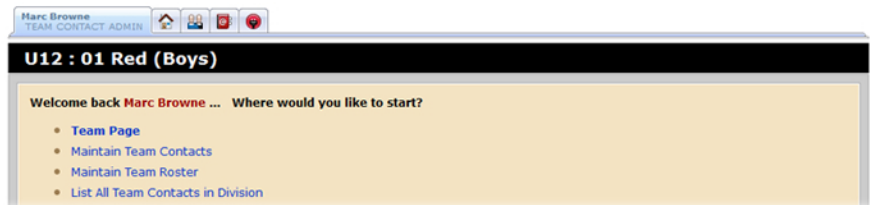


3b. Once in the LOG IN Retrieval page, enter the email you use as team contact or manager. The system will look for a match and then email the PIN# to the email you provided.

Use the PIN# sent to you and return to step 3a.



4. You will be taken to the TEAM ADMIN page. Here you can add and remove players.



MARYLAND UNITED FC

MDUNITEDFC.org

PO Box 2093 Bowie MD 20718

@Maryland_United

marylandunitedfc

Maryland United FC